

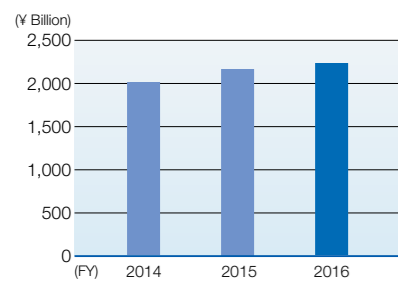
Consolidated Financial and Non-Financial Highlights

Financial Information (Years ended March 31)

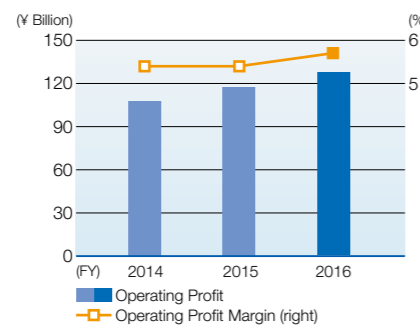
(Millions of yen)

	2014	2015	2016	% change 2015 vs 2016
For the Year				
Net sales	2,007,856	2,166,661	2,228,944	2.9%
Operating profit	107,691	117,574	127,970	8.8%
Ordinary profit	138,133	170,827	185,398	8.5%
Profit attributable to owners of the parent	91,705	115,263	183,036	58.8%
Investments in tangible assets	109,479	126,395	75,438	(40.3%)
Depreciation	64,153	70,782	77,366	9.3%
Research and development expenses	46,326	47,785	65,440	36.9%
Cash dividends per share (yen)	85	110	120	9.1%

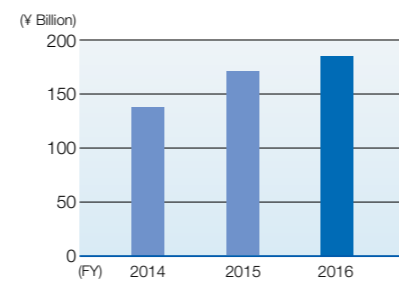
Net Sales



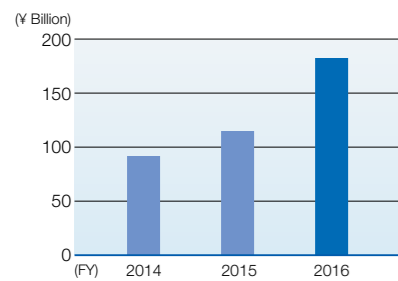
Operating Profit / Operating Profit Margin



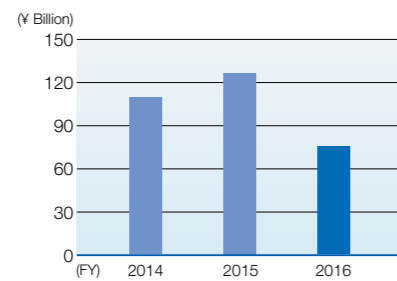
Ordinary Profit



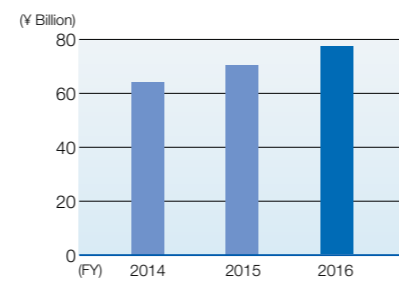
Profit Attributable to Owners of the Parent



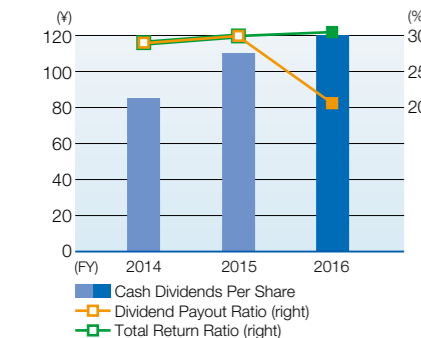
Investments in Tangible Assets



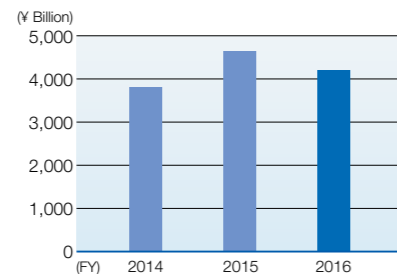
Depreciation



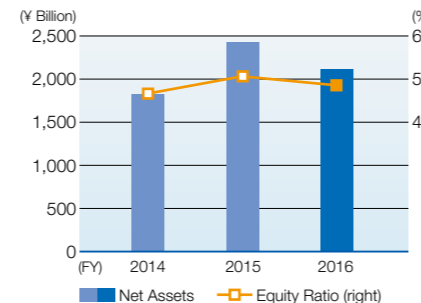
Cash Dividends Per Share / Dividend Payout Ratio / Total Return Ratio*1



Total Assets



Net Assets / Equity Ratio



Financial Information (Years ended March 31)

(Millions of yen)

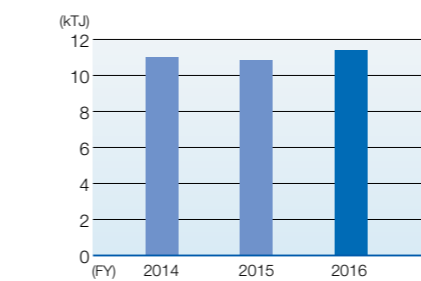
	2014	2015	2016	% change 2015 vs 2016
At Year-End				
Total assets	3,799,010	4,650,896	4,199,196	(9.7%)
Net assets	1,829,326	2,425,929	2,113,948	(12.9%)
Interest-bearing debt	705,250	753,942	890,993	18.2%
Number of employees (persons)	49,333	52,523	51,458	(2.0%)

Non-Financial Information (Years ended March 31)

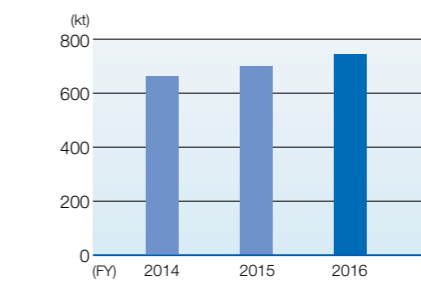
	2014	2015	2016	% change 2015 vs 2016
For the Year				
Energy consumption (TJ)	11,006	10,852	11,403	5.1%
Raw material consumption (t)	662,412	700,628	745,407	6.4%
Water consumption (km ³)	3,724	4,087	4,136	1.2%
CO ₂ emissions (t-CO ₂)	857,839	826,437	789,838	(4.4%)
Waste generation (t)	93,799	90,775	79,688	(12.2%)
Discharge of treated wastewater (km ³)*2	2,124	2,029	2,169	6.9%

*2: Japan consolidated

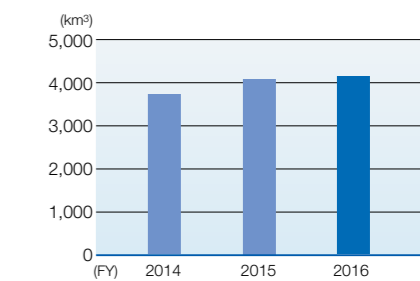
Energy Consumption



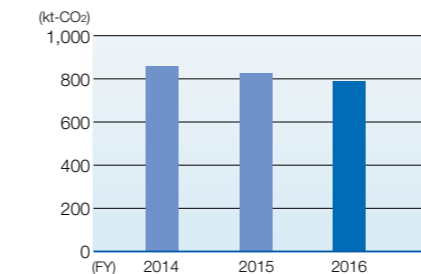
Raw Material Consumption



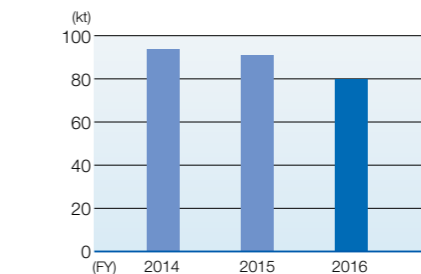
Water Consumption



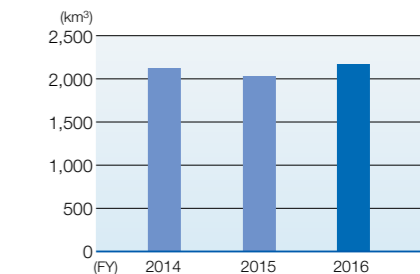
CO₂ Emissions



Waste Generation



Discharge of Treated Wastewater



*1: The figure for FY2016 includes the planned acquisition of treasury stock up to a maximum of 4 million shares in the amount of ¥18 billion.